

270 Watt POLY-CRYSTALLINE SOLAR PANEL

Features


- High conversion efficiency based on innovative photovoltaic technologies
- High reliability with guaranteed +/-3% power output tolerance
- Withstands high wind-pressure and snow load, and extreme temperature variations

Quality and Safety

- Industry-leading, transferable 25-year power output warranty
- Rigorous quality control meeting the highest international standards
- ISO 9001:2000 (Quality Management System) and ISO 14001:2004 (Environmental Management System) certified factories deliver world class products
- UL listing:UL1703, CULus, Class C fire rating, conformity to CE

Recommended Applications


- On-grid utility systems
- On-grid commercial systems
- Off-grid ground mounted systems



Sunny's technology yields improvements to BSF structure and anti-reflective coating to increase conversion efficiency

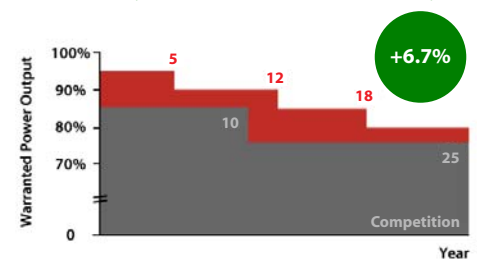


Unique design on drainage holes and rigid construction prevents frame from deforming or breaking due to freezing weather and other forces



The panel provides more field power output through an advanced cell texturing and isolation process, which improves low irradiance performance

Industry-Leading Warranty



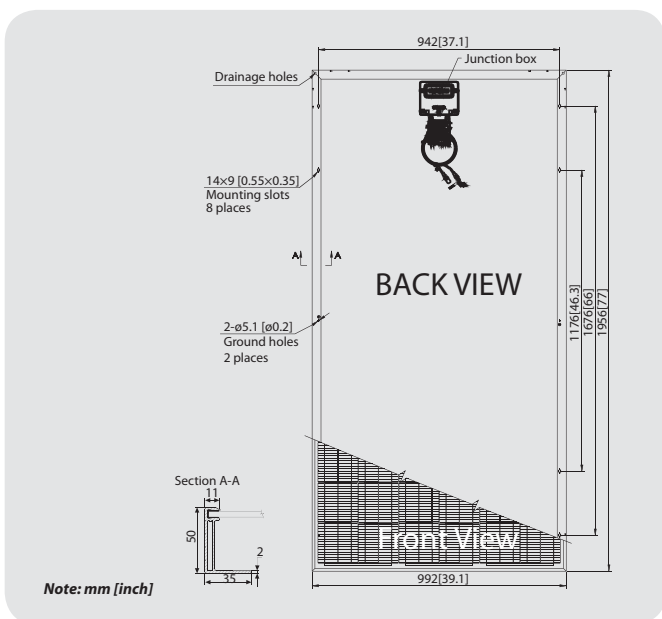
- 25-year, transferable power output warranty: 5 year/95%, 12 year/90%, 18 year/85%, 25 year/80%
- Warrants 6.7% more power than industry standard
- 5 year material and workmanship warranty

Please refer to Sunny Product Warranty for details.

Electrical Characteristics

Characteristics	SM280D	SM270D	SM260D
Open - Circuit Voltage (Voc)	44.8V	44.5V	44V
Optimum Operating Voltage (Vmp)	35.2V	35V	34.8V
Short - Circuit Current (Isc)	8.33A	8.2A	8.09A
Optimum Operating Current (Imp)	7.95A	7.71A	7.47A
Maximum Power at STC (Pmax)	280Wp	270Wp	260Wp
Operating Temperature	-40°C to +85°C	-40°C to +85°C	-40°C to +85°C
Maximum System Voltage	600V DC	600V DC	600V DC
Maximum Series Fuse Rating	20A	20A	20A
Power Tolerance	±3 %	±3 %	±3 %

STC: Irradiance 1000W/m², Module temperature 25°C, AM=1.5



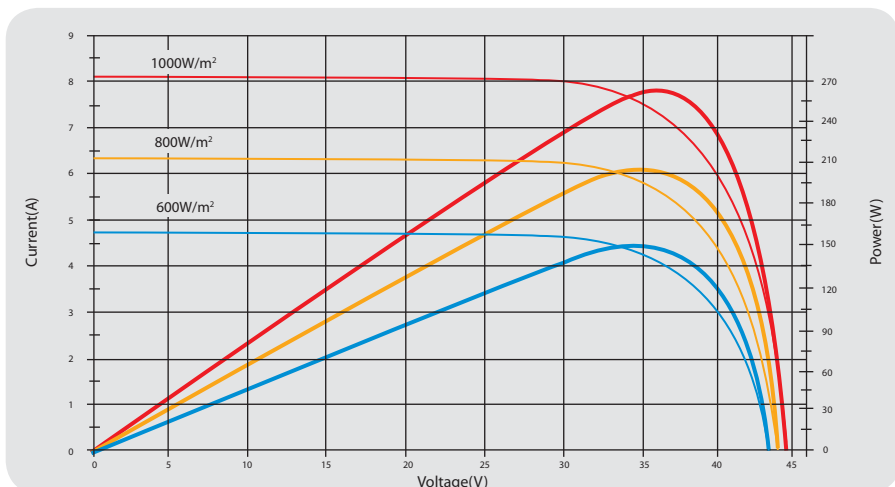
Mechanical Characteristics

Solar Cell	Poly-crystalline 156x156mm (6 inch)
No. of Cells	72 (6x12)
Dimensions	1956x992x50mm (77.0x39.1x2.0 inch)
Weight	27 kg (59.5 lbs.)
Front Glass	4mm(0.16 inch) tempered glass
Frame	Anodized aluminium alloy
Junction Box	IP67 rated
Output Cables	Symmetrical lengths (-) 1100mm (43.3 inch) and (+) 1100mm (43.3 inch), MC Plug Type IV connectors

Temperature Coefficients

Nominal Operating Cell Temperature (NOCT)	45±2°C
Temperature Coefficient of Pmax	-(0.47 ± 0.05) %/°C
Temperature Coefficient of Voc	-(0.34 ± 0.01) %/°C
Temperature Coefficient of Isc	(0.055 ± 0.01) %/°C

Current-Voltage & Power-Voltage Curve (260W)



Temperature Dependence of Isc, Voc, Pmax

